

AIR CONDITIONING SOLUTIONS



Watch the
TECO 60th Anniversary video

The strength of a global brand. Comfort you can rely on.

Welcome Home to TECO

ENGINEERED TO PERFORM


For over 60 years we have delivered market leading electrical motors worldwide. Powering the largest machines in ships, mines, quarries, plants & refineries. Our strength is diversification with expertise in state of the art products and services across telecommunications, IT solutions, automation, wind turbines, electric vehicles and home appliances.



\$3Billion USD Net Worth

THE QUIET ACHIEVER

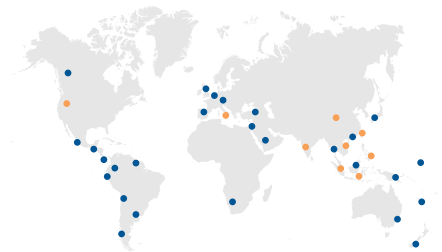
In Australia, we are the market leader in industrial motors and have been for over 30 years. This has paved the way for our success in home appliances - air conditioners, fridges, freezers, washing machines and clothes dryers. We supply to many mine sites and commercial businesses in the harshest places from the Pilbara to Kalgoorlie to Papua New Guinea. Our designs, functionality and performance are backed by our in-home dedicated service network.



40,000+ Employees

QUALITY & RELIABILITY

Our heavy industrial expertise nurtures our commitment to quality and reliability in all our products. Whether it is an air conditioner for a small room or a multi split system to cool or heat your entire home - TECO has you covered with the strength of our global brand and comfort you can rely on.



36 Countries Worldwide

• sales / marketing • production



The strength of a global brand. Comfort you can rely on.

Comfort DC Inverter Series

For over 30 years, TECO Air Conditioners have been performing in the harshest of Australian conditions from Mardie WA and Oodnadatta SA to Wandering WA and Charlotte Pass NSW.

Comfort
INVERTER

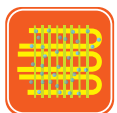


TECO offers two series of inverter split systems: the Comfort and Designer series. Whilst both are fully featured with multiple cutting edge functionalities, the Comfort series expands on the energy efficient and eco-friendly features of the Designer series.




Service Friendly

Innovative design makes it simple to install and maintain. Integrated parts, smarter construction and simplified electronics means this range is a breeze to service and maintain.



Gold Fin Protection

Gold Fin Protection aids in reducing corrosive effects on outdoor coils and preserves heat exchange capacity for longer. Gold Fin also promotes the effectiveness of the Self Clean function on indoor evaporator.



Mute Mode

Pressing the MUTE button on the remote control activates the mute function, lowering the fan speed to a gentle breeze inside as well as reducing the compressor running frequency outside.



3D Air Flow

Combines vertical and horizontal auto swing to ensure an even distribution of conditioned air throughout the room.



Built-in Wi-Fi Connectivity

Download our App for your smart device and control your indoor unit remotely either in or out of home.



I Feel Mode

When you select this function, set the temperature you feel closest to on the remote control. The air conditioner will regulate the room temperature based on the set temperature, just as if the air conditioner is following you.



D.R.E.D. Connection

Our outdoor unit is fitted with a Demand Response Enabling Device Connection (RJ45) ensuring you can elect to participate in electricity providers promotional programs where they cap demand for electricity. (Currently only on offer in Queensland).



Cold Air Prevention

When starting the heating operation, the fan speed is regulated automatically from the lowest grade to your desired level depending on the temperature increase of the indoor coil. This prevents cold air blowing out at the beginning of heating operation to avoid user discomfort.

The Comfort series energy efficient features delivers savings on your running costs.



1300 660 037

Comfort DC Inverter Series cont.



Louvre Memory

The indoor unit remembers the last angle you had the louvre set at so you don't have to re-select each time you start the unit.



Sleep Mode

Decreases energy while you sleep, whilst keeping you comfortable. The unit will increase or decrease the temperature by 1°C. after 1 hour and an additional 1°C after another hour, depending on whether you have selected cooling or heating. For peace of mind whilst you sleep, the unit only holds the new temperature for 5 hours and will then automatically turn off.



Timer Mode

Have your unit switch on or off after a period of time you set. Great for switching unit on automatically before you get home or switch off automatically after you go to bed.



Turbo Fan Mode

With this function, the air conditioner will maximise the output of cooling or heating capacity, making the room cool down or heat up rapidly to attain the desired temperature in the shortest time.



Interactive Digital Display

Information is displayed on the front panel of wall hung split units, such as function confirmation and set temperature.



ECO Mode

While in cooling mode, pressing this button will increase the set temperature by 2°. In heating mode, it will decrease 2° on the currently set temperature.



Auto Restart

The operation mode, set temperature, and the fan speed you have selected are memorised by the indoor control PCB. The AUTO RESTART function sets to work restoring your settings the moment power has been restored after a power failure.



High Density Filter

Unwanted particles of dust and pollen are trapped because our high density filters have 40% more holes per square centimetre than our previous multi wall hung split filters: which gives you higher filtration in the room.



Refrigerant Leak Detection

Detects refrigerant leakage in cooling mode by monitoring the temperature reduction at the indoor evaporator when unit is switch on. This protects the compressor in case of a refrigerant leak or blockage.



Long Distance Air Flow

With a powerful selection of fan speeds and 3D air flow, ensures an even and thorough air flow coverage within the room.



5 Indoor Fan Speeds

Our Comfort DC Inverter indoor units have 5 available operating steps for the fan motor: Turbo, High, Medium, Low and Mute.



The Comfort DC Inverter, inspired by simplicity.



Comfort Series Reverse Cycle

COMFORT DC INVERTER SERIES SPECIFICATIONS

TECO Model No. (Indoor / Outdoor)		TWS25HVGT TSO25HVGT	TWS32HVGT TSO32HVGT	TWS50HVGT TSO50HVGT	TWS70HVGT TSO70HVGT	TWS80HVGT TSO80HVGT	
Power supply	V-Ph-Hz	220~240 - 1-50	220~240 - 1-50	220~240 - 1-50	220~240 - 1-50	220~240 - 1-50	
Power supply attachment		Outdoor	Outdoor	Outdoor	Outdoor	Outdoor	
Cooling	Capacity (MEPS)	kW	2.50 (1.00 ~ 3.10)	3.20 (1.05 ~ 3.70)	5.00 (1.80 ~ 5.70)	7.00 (2.00 ~ 8.00)	7.80 (2.20 ~ 8.80)
	Running current	A	2.8 (1.3 ~ 5.7)	3.8 (1.3 ~ 7.0)	6.6 (1.4 ~ 10.3)	8.9 (1.9 ~ 13.5)	10.2 (2.6 ~ 14.9)
	Power input	W	650	810	1510	2050	2340
	A.E.E.R. rating		3.70	3.70	3.28	3.42	3.31
	Star rating		3.0	3.0	2.0	2.0	2.0
Heating	Capacity (MEPS)	kW	2.50 (1.00 ~ 3.70)	3.20 (1.05 ~ 4.30)	5.00 (1.80 ~ 6.50)	7.00 (2.00 ~ 8.50)	8.00 (2.40 ~ 9.00)
	Running current	A	2.8 (1.3 ~ 5.7)	3.7 (1.3 ~ 7.0)	6.2 (1.4 ~ 10.9)	8.5 (1.7 ~ 14.5)	10.3 (3.1 ~ 17.6)
	Power input	W	650	830	1420	1950	2350
	A.C.O.P. rating		4.08	3.70	3.54	3.58	3.39
	Star rating		3.5	3.0	2.5	2.5	2.0
Moisture removal	L/Hr	0.8	1.2	2.0	2.4	2.8	
Indoor fan speeds		3 + Turbo & Mute	3 + Turbo & Mute	3 + Turbo & Mute	3 + Turbo & Mute	3 + Turbo & Mute	
Indoor cooling air flow (max)	L/s	153	164	250	369	369	
Compressor type		Rotary	Rotary	Rotary	Rotary	Rotary	
Indoor sound pressure level (Max.)	dB(A)@1m	44	44	46	52	57	
Outdoor sound pressure level	dB(A)@1m	52	55	56	60	57	
Outdoor sound power level	dB(A)	62	65	66	70	67	
Refrigerant type		R410A	R410A	R410A	R410A	R410A	
Connection pipe size (Liquid / Gas)	mm (inch)	6.35 / 9.52 (1/4" / 3/8")	6.35 / 9.52 (1/4" / 3/8")	6.35 / 12.7 (1/4" / 1/2")	6.35 / 15.9 (1/4" / 5/8")	9.52 / 15.9 (3/8" / 5/8")	
Max. pipe length	m	15	15	15	20	20	
Max. height difference	m	5	5	5	5	5	
Pipe connection method		Flare	Flare	Flare	Flare	Flare	
Indoor dimensions (H x W x D)	mm	306x814x210	306x814x210	310x972x225	327x1095x235	327x1095x235	
Indoor net weight	Kg	9.0	9.5	12.0	15.0	15	
Outdoor dimensions (H x W x D)	mm	551x700x256	551x760x256	605x780x290	805x900x360	805x900x360	
Outdoor net weight	Kg	25	29	36	60	64	
Ambient temperature (Cool / Heat)	°C	-7 ~ 52 / -15 ~ 24	-7 ~ 52 / -15 ~ 24	-7 ~ 52 / -15 ~ 24	-7 ~ 52 / -15 ~ 24	-7 ~ 52 / -15 ~ 24	

*Please refer to page 10 for full details, test conditions and regulations.

Comfort Series Cooling Only

*Cooling only models not available in all states.

COMFORT DC INVERTER SERIES SPECIFICATIONS					
TECO Model No. (Indoor / Outdoor)			TWS25CVGT TSO25CVGT	TWS50CVGT TSO50CVGT	TWS70CVGT TSO70CVGT
Power supply		V-Ph-Hz	220~240 - 1-50	220~240 - 1-50	220~240 - 1-50
Power supply attachment			Outdoor	Outdoor	Outdoor
Cooling	Capacity (MEPS)	kW	2.50 (1.00 ~ 3.10)	5.00 (1.80 ~ 5.70)	7.00 (2.00 ~ 8.00)
	Running current	A	2.8 (1.3 ~ 5.7)	6.6 (1.4 ~ 10.3)	8.9 (1.9 ~ 13.5)
	Power input	W	650	1510	2050
	A.E.E.R. rating		3.70	3.28	3.42
	Star rating		3.0	2.0	2.0
Moisture removal		L/Hr	0.8	2.0	2.4
Indoor fan speeds			3 + Turbo & Mute	3 + Turbo & Mute	3 + Turbo & Mute
Indoor cooling air flow (max)		L/s	153	250	369
Compressor type			Rotary	Rotary	Rotary
Indoor sound pressure level (Max.)		dB(A)@1m	44	46	52
Outdoor sound pressure level		dB(A)@1m	52	56	60
Outdoor sound power level		dB(A)	62	66	70
Refrigerant type			R410A	R410A	R410A
Connection pipe size (Liquid / Gas)		mm (inch)	6.35 / 9.52 (1/4" / 3/8")	6.35 / 12.7 (1/4" / 1/2")	6.35 / 15.9 (1/4" / 5/8")
Max. pipe length		m	15	15	20
Max. height difference		m	5	5	5
Pipe connection method			Flare	Flare	Flare
Indoor dimensions (H x W x D)		mm	306x814x210	310x972x225	327x1095x235
Indoor net weight		Kg	9.0	12.0	15.0
Outdoor dimensions (H x W x D)		mm	551x700x256	605x780x290	805x900x360
Outdoor net weight		Kg	25	36	60
Ambient temperature (Cool / Heat)		°C	-7 ~ 52 / -	-7 ~ 52 / -	-7 ~ 52 / -

*Please refer to page 10 for full details, test conditions and regulations.

INTELLIGENT CONTROL OF YOUR COMFORT

WHenever AND Wherever YOU NEED IT



Comfort Series
Wireless Remote Control



AC Freedom

Designer Series Smartphone App

Download and install this app to control your air conditioner via Wi-Fi.



Intelligent AC

Comfort Series Smartphone App

Download and install this app to control your air conditioner via Wi-Fi. Perfect for conditioning your home before you arrive or turning your system off after you've left.

Designer Series

Wireless Remote Control

Convenience right at your fingertips.

Essential functions on the outside, programs on the inside.





The Comfortable Choice

TECO Reverse Cycle air conditioners are designed to suit every Australian lifestyle - no matter the climate outside.

Whether you need heating or cooling, be in control of your climate all year round with TECO.



HEATING

COOLING



That's comfort. That's TECO.

Designer DC Inverter Series

Designer DC Inverter Series

The Designer DC inverter series is specifically designed to keep you comfortable.

With features such as built-in wi-fi control, 0.5W stand-by, cutting edge diagnostics and filtration system, the Designer series can provide an affordable and competitive air conditioning solution for your home or office.



Built-in Wi-Fi

Download and install our App for your smart device and control your unit remotely either in home or out of home.



Interactive Digital Display

Information is displayed on front panel such as Timer functions and even reminds you when the filters need cleaning.



Sleep Mode

Decrease energy while you sleep and keep comfortable. The unit will either increase or decrease the temperature by 1°C after 1 hour and an additional 1°C after another hour depending whether you have selected cooling or heating. It will hold the new temperature for 5 hours, then the unit will turn off automatically.



Turbo Fan Mode

With this function, the air conditioner will maximise the output of cooling or heating capacity, making the room cool down or heat up rapidly to attain the desired temperature in the shortest time.



Gold Fin Protection

Gold Fin Protection aids in reducing corrosive effects on outdoor coils and preserves heat exchange capacity for longer. Gold Fin also promotes the effectiveness of the Self Clean function on indoor evaporator.



I Feel Mode

When you select this function, set the temperature you feel closest to on the remote control. The air conditioner will regulate the room temperature based on the set temperature, just as if the air conditioner is following you.



Indoor Self Cleaning Function

When required, selecting "Self Clean" on the remote controller when the unit is in cooling mode, the indoor unit will run for various times in fan mode or heating mode to dry the internals of the indoor unit to help prevent formation of mould.



Quiet Mode

When activated, this mode slows the fan to the slowest speed, reducing operating noise to a minimum.

Designer Inverter Series - More than you imagined.



1300 660 037

Designer DC Inverter Series cont.



High Density Filter

40% more holes per square centimetre than standard filters ensure even smaller unwanted particles of dust & pollen in the air are trapped.



Auto Restart

The operation mode, set temperature, and the fan speed you have selected are memorised by the indoor control PCB. The AUTO RESTART function sets to work restoring your settings the moment power has been restored after a power failure.



Louvre Memory

The indoor unit remembers the last angle you had the louvre set at so you don't have to re-select each time you start the unit.



Auto Swing

Creates vertical auto swing to promote active distribution of conditioned air throughout the room.



Timer Mode

Have your unit switch on or off after a period of time you set. Great for switching unit on automatically before you get home or switch off automatically after you go to bed.



Service Friendly

In-built diagnostics, easily accessible panels and detection system ensures each unit is easy to maintain and service.



Clean Air Filter Reminder

The interactive display can remind you periodically when the filters need to be cleaned. This helps keep the air conditioner running efficiently.



Cold Air Prevention

When starting the heating operation, the fan speed is regulated automatically from the lowest grade to your desired level depending on the temperature increase of the indoor coil. This prevents cold air blowing out at the beginning of heating operation to avoid user discomfort.



D.R.E.D. Connection

Our outdoor unit is fitted with a Demand Response Enabling Device Connection (RJ45) ensuring you can elect to participate in electricity providers promotional programs where they cap demand for electricity. *(Currently only on offer in Queensland).*



Long Distance Air Flow

With a powerful selection of fan speeds and 3D air flow, ensures an even and thorough air flow coverage within the room.



0.5W Stand-by

TECO air-conditioners automatically turn to energy-saving mode when in standby and cut energy consumption to no more than 0.5Watt. Older devices often use ten (10) Watts or more. With a TECO "Designer" Series unit with 0.5Watt Standby, the standby energy use is much diminished. (For every Watt of continuous standby consumes about 9kWh per year).



5 Indoor Fan Speeds

Our Designer DC Inverter indoor units have 5 available operating steps for the fan motor: Turbo, High, Medium, Low and Quiet.



Fresh Mode

This function assists to remove moisture and dry the indoor evaporator. This helps remove odors.



Designer Inverter Series - Functionality made simple.

DESIGNER DC SPECIFICATIONS

DESIGNER DC INVERTER SERIES SPECIFICATIONS			
TECO Model No. (indoor/outdoor)		TWS25HVFA TSO25HVFA	TWS70HVFA TSO70HVFA
Power supply		V - Ph-Hz	220~240 - 1-50
Power supply attachment			Outdoor
Cooling	Capacity (MEPS)	kW	2.50 (0.80 ~ 3.30)
	Running current (range)	A	2.3 (0.9 ~ 6.0)
	Power input	W	525
	A.E.E.R. rating		4.805
	Star rating		5.0
Heating	Capacity (MEPS)	kW	2.50 (0.80-3.40)
	Running current (range)	A	2.3 (0.7 ~ 5.2)
	Power input	W	525
	A.C.O.P. rating		4.905
	Star rating		5.0
Moisture removal		L/Hr	0.8
Indoor fan speeds			3 + Turbo & Quiet
Indoor cooling air flow (Turbo / Hi / Med / Lo / Quiet)		L/s	194 / 176 / 147 / 115 / 105
Compressor type			Rotary
Indoor sound pressure level (Turbo / Hi / Med / Lo / Quiet)		dB(A)@1m	43 / 39 / 35 / 31 / 25
Outdoor sound pressure level		dB(A)@1m	50
Outdoor sound power level		dB(A)	59
Refrigerant type			R32
Connection pipe size (Liquid / Gas)		mm (inch)	6.35 / 9.52 (1/4" / 3/8")
Max. pipe length		m	20
Max. height difference		m	12
Pipe connection method			Flare
Indoor dimensions (H x W x D)		mm	300 x 850 x 198
Indoor net weight		Kg	9.5
Outdoor dimensions (H x W x D)		mm	545 x 768 x 311
Outdoor net weight		Kg	27.0
Ambient temperature (Cool / Heat)		°C	-7 ~ 52 / -15 ~24

Please note: The following information is relevant to all data contained in this brochure.

- Running Current is at rated conditions (AS/NZS 3823) and does not include compressor start-up or variations in power supply and load conditions. Split system air conditioners should only be installed by a person licensed to handle refrigerants. Failure to comply with relevant government regulations may void warranty.
- Indoor unit sound levels are determined in an anechoic chamber at a distance of 1 metre from the front of the unit. They may be slightly higher during actual operation due to ambient conditions.
- Due to continuous product improvements, specifications are subject to change without prior notice.
- Split System Air Conditioners should only be installed by a person adequately licensed by ARC to install Air Conditioners.
- Licensed installers must comply with relevant government regulations to safeguard your warranty.
- Please refer to the warranty conditions on our website for commercial and domestic products - <https://www.teco.com.au/Customer-Service/Warranty-Cards>


** Energy rating based on AS/NZS 3823

Cooling	Indoor Temp:	27°C DB / 19°C WB
	Outdoor Temp:	35°C DB
Heating	Indoor Temp:	20°C DB
	Outdoor Temp:	7°C DB / 6°C WB

Cooling & Heating Capacities based on AS/NZS 3823



From our home



To your home



TECO is here for you.



TECO

The Comfortable Choice

The strength of a global brand. Comfort you can rely on.



TAC-SSB-TE-10.19
E&OE



Watch the
TECO video



1300 660 037

sales@teco.com.au | www.teco.com.au

TECO AUSTRALIA PTY. LTD.
www.teco.com.au

Sydney
335-337 Woodpark Road,
Smithfield, NSW 2164
Tel: +61 2 9765 8118
Fax: +61 2 9765 8185

Melbourne
16 Longstaff Road,
Baywater VIC 3153
Tel: +61 3 9720 4411
Fax: +61 3 9720 5355

Brisbane
50 Murdoch Circuit,
Acacia Ridge QLD 4110
Tel: +61 7 3373 9600
Fax: +61 7 3373 9699

Perth
18 Hazelhurst Street,
Kewdale WA 6105
Tel: +61 8 9479 4879
Fax: +61 8 9478 3876

New Zealand
3/477 Great South Rd,
Penrose Auckland 1061
Tel: +64 9 526 8480
Fax: +64 9 526 8484

