

TECO
The Comfortable Choice

MULTI SPLIT SYSTEM

AIR CONDITIONING SOLUTIONS



Watch the
TECO 60th Anniversary video

The strength of a global brand. Comfort you can rely on.

Welcome Home to TECO

ENGINEERED TO PERFORM


For over 60 years we have delivered market leading electrical motors worldwide. Powering the largest machines in ships, mines, quarries, plants & refineries. Our strength is diversification with expertise in state of the art products and services across telecommunications, IT solutions, automation, wind turbines, electric vehicles and home appliances.



\$3Billion USD Net Worth

THE QUIET ACHIEVER

In Australia, we are the market leader in industrial motors and have been for over 30 years. This has paved the way for our success in home appliances - air conditioners, fridges, freezers, washing machines and clothes dryers. We supply to many mine sites and commercial businesses in the harshest places from the Pilbara to Kalgoorlie to Papua New Guinea. Our designs, functionality and performance are backed by our in-home dedicated service network.



40,000+ Employees

QUALITY & RELIABILITY

Our heavy industrial expertise nurtures our commitment to quality and reliability in all our products. Whether it is an air conditioner for a small room or a multi split system to cool or heat your entire home - TECO has you covered with the strength of our global brand and comfort you can rely on.



36 Countries Worldwide

• sales / marketing • production



The strength of a global brand. Comfort you can rely on.

CUSTOM DESIGNED COMFORT

The TECO Reverse Cycle DC Inverter Multi-Head Split System Air Conditioner range provides a convenient and economical solution where multiple indoor units are required to service different rooms in the home. For example, in the kitchen, living room, bedrooms and rumpus / home office, up to five indoor units can be connected to the largest capacity outdoor unit.

The TECO DC Inverter Multi-Head Split System indoor units include Wall Mounted Splits, Mini 4 Way Ceiling Cassettes and Ceiling Concealed Ducted units. Multi-Head systems are ideal for new or retrofit installations in both single and double story residences and apartments where space for the outdoor is often restricted.

Further, your TECO DC Inverter Multi-Head Split System allows you to customise individual temperature requirements from each indoor unit; when operating in the same mode. Enjoy the convenience of selecting your chosen temperature in your space or room; while your family selects their desired temperature in their area. This also minimises energy consumption through customised climate control in each location.


Ceiling Concealed Ducted installed in bulk head above wardrobe



Ceiling Cassette



Wall Mounted Split



Outdoor Unit



Wall Mounted Split

OUR WALL MOUNTED SPLITS

Feature the latest technology to give you more control over your comfort, giving you peace of mind.



Interactive Digital Display

Information is displayed on the front panel of wall hung split units, such as function confirmation and set temperature.



High Density Filter

Unwanted particles of dust and pollen are trapped because our high density filters have 40% more holes per square centimetre than our previous multi wall hung split filters: which gives you **higher filtration in the room.**



Optional Wi-Fi

Insert the Optional Wi-Fi USB, download our App for your smart device and **control your Indoor Unit remotely either in or out of home.**



Carbon Filter

The Active Carbon filter is great at **getting rid of odours given off by gases coming from furniture & carpet** in the home as well as from your pets.



Louvre Memory

The indoor unit remembers the last angle you had the louvre set at so you don't have to re-select each time you start the unit.



Indoor Self Cleaning Function

When required, selecting "Self Clean" on the remote controller when the unit is in cooling mode, the indoor unit will run for various times in fan mode or heating mode to dry the internals of the indoor unit to **help prevent formation of mould.**



Turbo Fan Mode

With this function, the air conditioner will maximize the output of cooling or heating capacity, making the room cool down or heat up rapidly to **attain the desired temperature in the shortest time.**

Watch the *Comfort Series Split System* video



<https://youtu.be/vevWMxgO64M>



Indoor Units

- Ceiling Cassettes
- Ceiling Concealed Ducted
- Wall Mounted Splits

All our indoor units are fitted with features such as timer mode, cutting edge diagnostics and Blue Fin Protection, we can provide an affordable and effective air conditioning solution for your home or office.



Timer Mode

Have your unit switch on or off after a period of time you set. Great for switching unit on automatically before you get home or switch off automatically after you go to bed.



Auto Restart

The operation mode, set temperature, and the fan speed you have selected are memorised by the indoor control PCB. The AUTO RESTART function sets to work restoring your settings the moment power has been restored after a power failure.



Follow Me Mode

When you select this function, the room temperature sensor built in to the remote controller is activated, replacing the one in the indoor unit. The air conditioner will regulate the room temperature based on the temperature around the remote controller, just as if the air conditioner is following you.



Service Friendly

In-built diagnostics, easily accessible panels and detection system ensures each unit is easy to maintain and service.




D.R.E.D. Connection

Our outdoor unit is fitted with a Demand Response Enabling Device Connection (RJ45) ensuring you can elect to participate in electricity providers promotional programs where they cap demand for electricity. (Currently only on offer in Queensland.)



Blue Fin Protection

Aids the indoor coil by allowing water to run off more quickly than those without. The blue hydrophilic coating present in our outdoor models exhibits a fine performance in providing protection against water in high temperature and salty environments. Depending on installation location, the Aluminium surfaces with blue hydrophilic coating can last 3 times longer under 5% NaCl spray than naked Aluminium surfaces**, giving you peace of mind that they will last longer than units without it.



Sleep Mode

Decreases energy while you sleep, whilst keeping you comfortable. The unit will increase or decrease the temperature by 1°C. after 1 hour and an additional 1°C after another hour, depending on whether you have selected cooling or heating. For peace of mind whilst you sleep, the unit only holds the new temperature for 5 hours and will then automatically turn off.



Cold Air Prevention

When starting the heating operation, the fan speed is regulated automatically from the lowest grade to your desired level depending on the temperature increase of the indoor coil. This prevents cold air blowing out at the beginning of heating operation to avoid user discomfort.



Auto Swing

Creates vertical auto swing to promote active distribution of conditioned air throughout the room. (Does not apply to ceiling concealed ducted units.)



TECO Multi Series, more than you imagined.



Welcome Home to TECO



Remote Control

(standard)

Simply Smart Air Wireless Kit

TWFMODVEM

(optional Wi-Fi control for Wall Mounted Splits)

Wired Wall Controller

TWC120CM

(optional)

- LCD Display
- Weekly timer
- Follow me mode
- Child lock
- 122mmW x 120mmH x 18.5mmD



Air Conditioning Solutions

Multi Head Systems are the ideal climate control solution for residential and commercial applications where building design requires ducted or cassette style units. They offer you a flexible approach and choice through fit for purpose units. Multi Head Split Systems cater for individualised temperatures at each indoor location when operating in the same mode – which will help you to manage your energy consumption by only using the required energy to meet the individual temperature set in each space. From an upfront cost perspective it makes sense to design your installation with a multi split system rather than using several individual wall split systems to meet the same requirement.

Ceiling Cassette

- Attractive decorative panel & compact body size
Perfect for both domestic and light commercial applications where wall space is limited. Fits into 600mm light commercial ceiling grids.
- Condensate water lift of up to 750mm
Allows for very flexible installation options.
- Infra-Red remote control (wired wall controller optional)
Allows control options to suit the application



Ceiling Concealed Ducted



- Bulkhead Style Ducted units are compact in size
Perfect for both domestic and light commercial applications where a wall mounted unit is not desired, or in home theatre rooms or apartments that have limited ceiling space.
- Choice of rear or bottom Return Air Flanges
Allows for very flexible installation options.
- Infra-Red remote control (wired wall controller optional)
Allows control options to suit the application

Outdoor Unit

- Available in 3, 4 or 5 indoor head applications
Perfect for either selected rooms or whole house applications with individual room temperature preferences. Condition multiple rooms with only 1x outdoor unit to preserve outdoor appearance.
- Twin rotary DC inverter compressors
For high efficiency and low noise.
- Hydrophilic coating to outdoor condenser fins
Aids in maintaining heat exchange capacity for longer and allows run off of contaminants.



- TSOM70HVEM3
- TSOM98HVEM4
- TSOM109HVEM5

MULTI SPLIT SYSTEM BENEFITS

Residential

One outdoor condenser to operate up to 5 indoor units.

Choice of either Wall Mounted Splits, Ceiling Concealed Ducted or Mini 4 Way Ceiling Cassette units.

Reduces congestion in the power metre box as one circuit controls multiple indoor units.

Promotes substantial energy savings.

Commercial

Optional wired controllers available for single control.

Mini 4 Way Ceiling Cassette units for service stations and shops where wall space is limited.

For multi-tenancy buildings, only one outdoor unit on the roof or wall-mounted on brackets for that particular tenant!

TECO



The Comfortable Choice

TECO Reverse Cycle air conditioners are designed to suit every Australian lifestyle - no matter the climate outside.

Whether you need heating or cooling, be in control of your climate all year round with TECO.



HEATING

COOLING



That's comfort. That's TECO.

INDOOR SPECIFICATIONS

TECO Wall Mounted Split			TWSM20HVEM	TWS26HVEM	TWS35HVEM	TWSM50HVEM	TWS71HVEM
Power supply (from outdoor unit)		Ph-V-Hz	220-240V~50Hz, 1Ph	220-240V~50Hz, 1Ph	220-240V~50Hz, 1Ph	220-240V~50Hz, 1Ph	220-240V~50Hz, 1Ph
Cooling	Capacity	kW	2.0	2.6	3.5	5.0	7.1
	Input	W	30	30	30	30	58
	Rated current	A	0.20	0.10	0.13	0.13	0.30
Heating	Capacity	kW	2.1	2.7	3.6	5.2	7.5
	Input	W	30	30	32	32	60
	Rated current	A	0.20	0.11	0.15	0.15	0.33
Indoor air flow (turbo/Hi/Med/Lo/Silence)		L/sec	111/83/64	166/161/133/105/77	194/180/158/116/97	333/305/263/211/158	402/386/355/241/144
Indoor noise level (turbo/Hi/Med/Lo/Silence)		dB(A)	36/31/32	43/41/35/33/27	44/42/36/34/28	48/46/40/33/30	52/50/45/37/35
Indoor unit	Dimension (H*W*D)	mm	290 x 722 x 187	297 x 802 x 189	297 x 802 x 189	319 x 965 x 218	336 x 1080 x 226
	Packing (H*W*D)	mm	370 x 790 x 270	375 x 875 x 285	375 x 875 x 285	405 x 1045 x 305	420 x 1155 x 315
	Net/Gross weight	Kg	7.4 / 9.6	8.3 / 10.7	8.3 / 10.7	10.7 / 13.9	13.11 / 17.2
Refrigerant piping	Liquid side/ Gas side	mm(inch)	Φ6.35/9.52 (1/4"/3/8")	Φ6.35/9.52 (1/4"/3/8")	Φ6.35/12.7 (1/4"/1/2")	Φ6.35/12.7 (1/4"/1/2")	Φ9.52/15.9 (3/8"/5/8")
Controller			Wireless (optional Wi-Fi Control Available)	Wireless (optional Wi-Fi Control Available)	Wireless (optional Wi-Fi Control Available)	Wireless (optional Wi-Fi Control Available)	Wireless (optional Wi-Fi Control Available)
Operation temperature		°C	17~30	17~30	17~30	17~30	17~30

TECO Ceiling Concealed Ducted			TDSM20HVB	TDSM26HVB	TDSM35HVB	TDSM50HVB	TDSM70HVB
Power supply (from outdoor unit)		Ph-V-Hz	220-240V~50Hz, 1Ph	220-240V~50Hz, 1Ph	220-240V~50Hz, 1Ph	220-240V~50Hz, 1Ph	220-240V~50Hz, 1Ph
Cooling	Capacity	kW	2.0	2.6	3.5	5.2	7.0
	Input	W	30	40	50	80	100
	Rated current	A	0.14	0.18	0.23	0.37	0.46
Heating	Capacity	kW	2.3	2.9	3.8	5.5	7.3
	Input	W	30	40	50	80	100
	Rated current	A	0.13	0.18	0.23	0.37	0.46
Indoor air flow (Hi/Med/Lo)		L/sec	167/150/128	167/150/128	200/167/150	222/169/145	390/333/303
E.S.P.	Rated / Range	Pa	25/ 0~40	25/ 0~40	25/ 0~40	25/ 0~60	25/ 0~80
Indoor noise level (Hi/Med/Lo)		dB(A) @ 1.4m	36/33/30	36/33/30	39/36/34	42/39/37	45/41/48
Indoor unit	Dimension (H*W*D)	mm	210 x 700 x 635	210 x 700 x 635	210 x 700 x 635	210 x 920 x 635	270 x 920 x 635
	Packing (H*W*D)	mm	290 x 915 x 655	290 x 915 x 655	290 x 915 x 655	290 x 1135 x 655	350 x 1135 x 655
	Net/Gross weight	Kg	18.5 / 23.1	18.5 / 23.1	18.5 / 23.1	23 / 29	28 / 31.5
	Supply air dimension (W*H)	mm	493 x 119	493 x 119	493 x 119	713 x 119	713 x 179
	Return air dimension (W*H)	mm	595 x 200	595 x 200	595 x 200	815 x 200	815 x 260
	Condensate drain size	mm	Φ25	Φ25	Φ25	Φ25	Φ25
Refrigerant piping	Liquid side/ Gas side	mm(inch)	Φ6.35/9.52 (1/4"/3/8")	Φ6.35/9.52 (1/4"/3/8")	Φ6.35/9.52 (1/4"/3/8")	Φ6.35/12.7 (1/4"/1/2")	Φ9.52/15.88 (3/8"/5/8")
Controller			Wireless	Wireless	Wireless	Wireless	Wireless
Operation temperature		°C	17~30	17~30	17~30	17~30	17~30

TECO Mini 4 Way Ceiling Cassette			TCSM20HVB	TCSM26HVB	TCSM35HVB	TCSM50HVB
Power supply (from outdoor unit)		Ph-V-Hz	220-240V~50Hz, 1Ph	220-240V~50Hz, 1Ph	220-240V~50Hz, 1Ph	220-240V~50Hz, 1Ph
Cooling	Capacity	kW	2.0	2.6	3.5	5.2
	Input	W	40	40	50	50
	Rated current	A	0.18	0.18	0.23	0.23
Heating	Capacity	kW	2.3	2.9	3.8	5.5
	Input	W	40	40	50	50
	Rated current	A	0.18	0.18	0.23	0.23
Indoor air flow (Hi/Med/Lo)		L/sec	186/142/116	186/142/116	210/180/147	210/180/147
Indoor noise level(Hi/Med/Lo)		dB(A) @ 1.4m	43/39/36	43/39/36	48/43/41	48/43/41
Indoor unit	Dimension (H*W*D)	mm	260 x 570 x 570	260 x 570 x 570	260 x 570 x 570	260 x 570 x 570
	Packing (H*W*D)	mm	290 x 655 x 655	290 x 655 x 655	290 x 655 x 655	290 x 655 x 655
	Net/Gross weight	Kg	14.5 / 17.3	14.5 / 17.3	16 / 19	18 / 21
	Fascia Panel (H*W*D)	mm	50 x 647 x 647	50 x 647 x 647	50 x 647 x 647	50 x 647 x 647
	Fascia Net/Gross weight	Kg	2.5 / 4.5	2.5 / 4.5	2.5 / 4.5	2.5 / 4.5
	Condensate drain size	mm	Φ25	Φ25	Φ25	Φ25
Refrigerant piping	Liquid side/ Gas side	mm(inch)	Φ6.35/9.52 (1/4"/3/8")	Φ6.35/9.52 (1/4"/3/8")	Φ6.35/9.52 (1/4"/3/8")	Φ6.35/12.7 (1/4"/1/2")
Controller			Wireless	Wireless	Wireless	Wireless
Operation temperature		°C	17~30	17~30	17~30	17~30

OUTDOOR SPECIFICATIONS

TECO Outdoor Models			TSOM70HVEM3	TSOM98HVEM4	TSOMI09HVEM5
Power supply		Ph-V-Hz	220~240-1-50	220~240-1-50	220~240-1-50
Cooling	Capacity (indoor + outdoor)*	kW	7.05	9.85	10.95
	Capacity range	kW	1.71~10.18	1.71~12.13	1.71~12.68
	Power input (indoor + outdoor)*	kW	2.00	2.48	3.00
	Rated current (indoor + outdoor)*	A	9.10	10.94	13.21
	AEER (indoor + outdoor)*	W/W	3.42	3.88	3.55
	Star rating		2.0	3.0	2.0
	Operating range	°C	-15~50	-15~50	-15~50
Heating	Capacity (indoor + outdoor)*	kW	7.3	9.9	11.2
	Capacity range	kW	1.78~10.18	1.78~13.02	1.78~13.86
	Power input (indoor + outdoor)*	kW	1.9	2.58	2.8
	Rated current (indoor + outdoor)*	A	8.43	11.38	12.42
	ACOP (indoor + outdoor)*	W/W	3.71	3.74	3.88
	Star rating		3.0	2.5	3.0
	Operating range	°C	-15~24	-15~24	-15~24
Max. input consumption		W	3200	3500	4700
Max. current		A	14.5	17.0	22.0
Starting current		A	4.0	4.0	4.5
Compressor	Type		Twin Rotary DC	Twin Rotary DC	Twin Rotary DC
Outdoor air flow		m3/h	2500	3850	3850
Outdoor noise level		dB(A)	60	61	64
Outdoor noise level (sound power)		dB(A)	69	69	73
Outdoor unit	Dimension (H*W*D)	mm	845 x 363 x 702	946 x 410 x 810	946 x 410 x 810
	Packing (H*W*D)	mm	965 x 395 x 755	1090 x 500 x 875	1090 x 500 x 875
	Net/Gross weight	Kg	48 / 52	71 / 76	77 / 82
Refrigerant type	Type		R410A (charged for 30 metres Total Pipe Run)	R410A (charged for 40 metres Total Pipe Run)	R410A (charged for 50 metres Total Pipe Run)
	Charged quantity	Kg	2.62 (Additional charge is 15gm/m to Maximum Pipe Length)	3.30 (Additional charge is 15gm/m to Maximum Pipe Length)	3.98 (Additional charge is 15gm/m to Maximum Pipe Length)
Refrigerant piping	Liquid side / Gas side		3 x Φ 6.35 / Φ 9.52 (1/4" / 3/8")	4 x Φ 6.35 (1/4") / 3 x Φ 9.52 (3/8") + 1 x Φ 12.7 (1/2")	5 x Φ 6.35 (1/4") / 4 x Φ 9.52 (3/8") + 1 x Φ 12.7 (1/2")
	Supplied pipe size adaptor/s		Φ 9.52 - Φ 12.7: 1pc	Φ 9.52 - Φ 12.7: 1pc	Φ 12.7 - Φ 15.88: 1pc
			Φ 12.7 - Φ 9.52: 1pc	Φ 12.7 - Φ 15.88: 1pc	Φ 6.35 - Φ 9.52: 1pc
			Φ 9.52 - Φ 6.35: 1pc	Φ 9.52 - Φ 12.7: 3pcs	Φ 12.7 - Φ 9.52: 1pc
	Max. length for all rooms		60	80	80
	Max. length for one indoor unit		30	35	35
	Max. height difference between indoor and outdoor unit	OU higher than IU	10	10	10
OU lower than IU		15	15	15	
Max. height difference between indoor units		10	10	10	
Ambient temperature	Cooling	°C	-15~50	-15~50	-15~50
	Heating	°C	-15~24	-15~24	-15~24

*Note: Capacity, Power Input, Running Current and AEER/ACOP are when connected with indoor units below.

TSOM70VEM3: TWS26HVEM x3
 TSOM98HVEM4: TWS26HVEM x4
 TSOMI09HVEM5: TWS26HVEM x5

COMBINATIONS

Capacities & allowable indoor mix for TSOM70HVEM3 7.0kW Multi DC Inverter outdoor

		COOLING									HEATING								
Running mix	Unit Mix (kw)			Rated Capacity (kw) All units running together			Total Cooling Capacity (kW)			Unit Mix (kw)			Rated Capacity (kw) All units running together			Total Heating Capacity (kW)			
	Unit A	Unit B	Unit C	Unit A	Unit B	Unit C	Min. Data	Rated Data	Max. Data	Unit A	Unit B	Unit C	Unit A	Unit B	Unit C	Min. Data	Rated Data	Max. Data	
Only one indoor unit is running	2.0	-	-	2.85	-	-	1.71	2.85	3.65	2.0	-	-	2.96	-	-	1.78	2.96	3.79	
	2.6	-	-	3.16	-	-	2.05	3.16	4.04	2.6	-	-	3.28	-	-	2.13	3.28	4.20	
	3.5	-	-	3.68	-	-	2.39	3.68	4.71	3.5	-	-	3.75	-	-	2.44	3.75	4.80	
	5.0	-	-	5.05	-	-	3.13	5.05	6.46	5.0	-	-	5.22	-	-	3.24	5.22	6.68	
	7.0	-	-	7.08	-	-	4.39	7.08	9.06	7.0	-	-	6.55	-	-	4.06	6.55	8.38	
Dual Head	2.0	2.0	-	2.43	2.43	-	3.01	4.86	5.59	2.0	2.0	-	2.56	2.56	-	3.17	5.12	5.89	
	2.0	2.6	-	2.28	2.97	-	3.26	5.25	6.04	2.0	2.6	-	2.37	3.08	-	3.38	5.45	6.27	
	2.0	3.5	-	2.22	3.54	-	3.57	5.76	6.62	2.0	3.5	-	2.21	3.53	-	3.56	5.74	6.60	
	2.0	5.0	-	1.87	4.67	-	4.05	6.54	7.52	2.0	5.0	-	1.95	4.88	-	4.23	6.83	7.85	
	2.0	7.0	-	1.66	5.80	-	4.63	7.46	8.58	2.0	7.0	-	1.84	6.42	-	5.12	8.26	9.50	
	2.6	2.6	-	2.73	2.73	-	3.38	5.45	6.27	2.6	2.6	-	2.79	2.79	-	3.46	5.58	6.42	
	2.6	3.5	-	2.80	3.44	-	3.87	6.24	7.18	2.6	3.5	-	2.63	3.23	-	3.63	5.86	6.74	
	2.6	5.0	-	2.31	4.44	-	4.19	6.75	7.76	2.6	5.0	-	2.51	4.83	-	4.55	7.34	8.44	
	2.6	7.0	-	2.13	5.50	-	4.75	7.63	8.77	2.6	7.0	-	2.25	5.60	-	4.87	7.85	9.05	
	3.5	3.5	-	3.36	3.36	-	4.17	6.72	7.73	3.5	3.5	-	3.36	3.36	-	4.17	6.72	7.73	
	3.5	5.0	-	2.74	4.54	-	4.51	7.28	8.37	3.5	5.0	-	3.12	5.16	-	5.13	8.28	9.52	
	3.5	7.0	-	2.72	5.03	-	4.81	7.75	8.92	3.5	7.0	-	2.88	5.42	-	5.15	8.30	9.55	
5.0	5.0	-	3.85	3.85	-	4.77	7.70	8.85	5.0	5.0	-	4.05	4.05	-	5.02	8.10	9.32		
TRI Head	2.0	2.0	2.0	2.20	2.20	2.20	4.09	6.60	7.59	2.0	2.0	2.0	2.27	2.27	2.27	4.22	6.80	7.82	
	2.0	2.0	2.6	2.04	2.04	2.65	4.17	6.72	7.73	2.0	2.0	2.6	2.10	2.10	2.73	4.29	6.92	7.96	
	2.0	2.0	3.5	1.82	1.82	2.91	4.06	6.55	7.62	2.0	2.0	3.5	1.87	1.87	3.01	4.16	6.75	7.76	
	2.0	2.0	5.0	1.64	1.64	4.11	4.58	7.39	8.60	2.0	2.0	5.0	1.63	1.63	4.34	4.68	7.59	8.73	
	2.0	2.0	7.0	1.45	1.45	5.08	4.95	7.99	9.29	2.0	2.0	7.0	1.66	1.66	4.42	4.77	7.73	8.90	
	2.0	2.6	2.6	1.82	2.37	2.37	4.06	6.55	7.62	2.0	2.6	2.6	1.87	2.43	2.44	4.16	6.75	7.76	
	2.0	2.6	3.5	1.85	2.40	2.96	4.47	7.21	8.39	2.0	2.6	3.5	1.90	2.47	3.05	4.57	7.41	8.53	
	2.0	2.6	5.0	1.59	2.07	3.97	4.73	7.63	8.87	2.0	2.6	5.0	1.63	2.12	4.09	4.82	7.83	9.00	
	2.0	3.5	3.5	1.68	2.93	2.93	4.67	7.54	8.77	2.0	3.5	3.5	1.72	3.00	3.02	4.77	7.73	8.90	
	2.0	3.5	5.0	1.47	2.58	3.68	4.79	7.73	8.99	2.0	3.5	5.0	1.52	2.67	3.83	4.94	8.02	9.22	
	2.6	2.6	2.6	2.35	2.35	2.35	4.37	7.05	8.20	2.6	2.6	2.6	2.43	2.43	2.44	4.50	7.30	8.40	
	2.6	2.6	3.5	2.23	2.23	3.00	4.63	7.47	8.68	2.6	2.6	3.5	2.29	2.29	3.09	4.72	7.66	8.82	
	2.6	2.6	5.0	1.96	1.96	3.77	4.76	7.68	8.94	2.6	2.6	5.0	1.99	1.99	3.85	4.82	7.83	9.00	
	2.6	3.5	3.5	2.07	2.78	2.78	4.73	7.63	8.87	2.6	3.5	3.5	2.12	2.85	2.86	4.82	7.83	9.00	
	2.6	3.5	5.0	1.87	2.52	3.60	4.96	8.00	9.30	2.6	3.5	5.0	1.81	2.44	3.49	4.77	7.73	8.90	
	3.5	3.5	3.5	2.58	2.58	2.58	4.79	7.73	8.99	3.5	3.5	3.5	2.67	2.67	2.68	4.94	8.02	9.22	



COMBINATIONS

Capacities & allowable indoor mix for TSOM98HVEM4 9.8kW Multi DC Inverter outdoor

Running mix	COOLING											HEATING										
	Unit Mix (kw)				Rated Capacity (kw) All units running together				Total Cooling Capacity (kW)			Unit Mix (kw)				Rated Capacity (kw) All units running together				Total Heating Capacity (kW)		
	Unit A	Unit B	Unit C	Unit D	Unit A	Unit B	Unit C	Unit D	Min. Data	Rated Data	Max. Data	Unit A	Unit B	Unit C	Unit D	Unit A	Unit B	Unit C	Unit D	Min. Data	Rated Data	Max. Data
Only one indoor unit is running	2.0	-	-	-	2.85	-	-	-	1.71	2.85	3.65	2.0	-	-	-	2.96	-	-	-	1.78	2.96	3.79
	2.6	-	-	-	3.16	-	-	-	2.05	3.16	4.04	2.6	-	-	-	3.28	-	-	-	2.13	3.28	4.20
	3.5	-	-	-	3.68	-	-	-	2.39	3.68	4.71	3.5	-	-	-	3.75	-	-	-	2.44	3.75	4.80
	5.0	-	-	-	5.05	-	-	-	3.13	5.05	6.46	5.0	-	-	-	5.22	-	-	-	3.24	5.22	6.68
	7.0	-	-	-	7.08	-	-	-	4.39	7.08	9.06	7.0	-	-	-	6.55	-	-	-	4.06	6.55	8.38
Dual Head	2.0	2.0	-	-	2.43	2.43	-	-	3.01	4.86	5.59	2.0	2.0	-	-	2.56	2.56	-	-	3.17	5.12	5.89
	2.0	2.6	-	-	2.28	2.97	-	-	3.26	5.25	6.04	2.0	2.6	-	-	2.37	3.08	-	-	3.38	5.45	6.27
	2.0	3.5	-	-	2.22	3.54	-	-	3.57	5.76	6.62	2.0	3.5	-	-	2.21	3.53	-	-	3.56	5.74	6.60
	2.0	5.0	-	-	1.87	4.67	-	-	4.05	6.54	7.52	2.0	5.0	-	-	1.95	4.88	-	-	4.23	6.83	7.85
	2.0	7.0	-	-	1.66	5.80	-	-	4.63	7.46	8.58	2.0	7.0	-	-	1.84	6.42	-	-	5.12	8.26	9.50
	2.6	2.6	-	-	2.73	2.73	-	-	2.29	5.45	6.65	2.6	2.6	-	-	2.79	2.79	-	-	2.34	5.58	6.81
	2.6	3.5	-	-	2.80	3.44	-	-	2.62	6.24	7.61	2.6	3.5	-	-	2.63	3.23	-	-	2.46	5.86	7.15
	2.6	5.0	-	-	2.31	4.44	-	-	2.84	6.75	8.24	2.6	5.0	-	-	2.51	4.83	-	-	3.08	7.34	8.95
	2.6	7.0	-	-	2.13	5.75	-	-	4.89	7.88	9.06	2.6	7.0	-	-	2.25	6.07	-	-	5.16	8.32	9.57
	3.5	3.5	-	-	3.36	3.36	-	-	2.82	6.72	8.20	3.5	3.5	-	-	3.36	3.36	-	-	2.82	6.72	8.20
	3.5	5.0	-	-	2.74	4.54	-	-	3.06	7.28	8.88	3.5	5.0	-	-	3.12	5.16	-	-	3.48	8.28	10.10
	3.5	7.0	-	-	2.72	5.43	-	-	5.05	8.15	9.37	3.5	7.0	-	-	2.88	5.77	-	-	5.36	8.65	9.95
5.0	5.0	-	-	4.05	4.05	-	-	3.40	8.09	9.87	5.0	5.0	-	-	4.05	4.05	-	-	3.40	8.09	9.87	
TRI Head	2.0	2.0	2.0	-	2.20	2.20	2.20	-	2.77	6.60	8.05	2.0	2.0	2.0	-	2.27	2.27	2.27	-	2.86	6.80	8.30
	2.0	2.0	2.6	-	2.04	2.04	2.65	-	2.82	6.72	8.20	2.0	2.0	2.6	-	2.10	2.10	2.73	-	2.91	6.92	8.44
	2.0	2.0	3.5	-	1.93	1.93	3.38	-	3.05	7.25	8.85	2.0	2.0	3.5	-	2.07	2.07	3.31	-	3.13	7.45	9.09
	2.0	2.0	5.0	-	1.82	1.82	4.54	-	3.44	8.18	9.98	2.0	2.0	5.0	-	1.80	1.80	4.78	-	3.52	8.38	10.22
	2.0	2.0	7.0	-	1.61	1.61	5.63	-	3.71	8.84	10.78	2.0	2.0	7.0	-	1.84	1.84	4.87	-	3.59	8.54	10.42
	2.0	2.6	2.6	-	2.01	2.62	2.62	-	3.05	7.25	8.85	2.0	2.6	2.6	-	2.07	2.69	2.69	-	3.13	7.45	9.09
	2.0	2.6	3.5	-	2.05	2.66	3.27	-	3.35	7.98	9.74	2.0	2.6	3.5	-	2.10	2.73	3.36	-	3.44	8.18	9.98
	2.0	2.6	5.0	-	1.78	2.32	4.46	-	3.60	8.56	10.44	2.0	2.6	5.0	-	1.78	2.32	4.46	-	3.60	8.56	10.44
	2.0	2.6	7.0	-	1.53	1.98	5.34	-	3.72	8.85	10.80	2.0	2.6	7.0	-	1.47	1.91	5.15	-	3.59	8.54	10.42
	2.0	3.5	3.5	-	1.85	3.24	3.24	-	3.50	8.34	10.17	2.0	3.5	3.5	-	1.90	3.32	3.32	-	3.59	8.54	10.42
	2.0	3.5	5.0	-	1.65	2.88	4.12	-	3.63	8.65	10.55	2.0	3.5	5.0	-	1.65	2.88	4.12	-	3.63	8.65	10.55
	2.6	2.6	2.6	-	2.60	2.60	2.60	-	3.28	7.80	9.52	2.6	2.6	2.6	-	2.69	2.69	2.69	-	3.39	8.06	9.83
	2.6	2.6	3.5	-	2.47	2.47	3.32	-	3.47	8.26	10.08	2.6	2.6	3.5	-	2.47	2.47	3.32	-	3.47	8.26	10.08
	2.6	2.6	5.0	-	2.19	2.19	4.22	-	3.61	8.60	10.49	2.6	2.6	5.0	-	2.19	2.19	4.22	-	3.61	8.60	10.49
	2.6	3.5	3.5	-	2.29	3.08	3.08	-	3.54	8.44	10.30	2.6	3.5	3.5	-	2.34	3.15	3.15	-	3.63	8.64	10.54
	2.6	3.5	5.0	-	2.07	2.79	3.99	-	3.72	8.85	10.80	2.6	3.5	5.0	-	2.00	2.69	3.85	-	3.59	8.54	10.42
	3.5	3.5	3.5	-	2.85	2.85	2.85	-	3.59	8.55	10.43	3.5	3.5	3.5	-	2.95	2.95	2.95	-	3.72	8.85	10.80
	QUAD Head	2.0	2.0	2.0	2.0	1.90	1.90	1.90	1.90	2.45	7.60	9.27	2.0	2.0	2.0	2.0	2.18	2.18	2.18	2.18	2.45	8.72
2.0		2.0	2.0	2.6	2.00	2.00	2.00	2.60	3.53	8.60	10.49	2.0	2.0	2.0	2.6	2.23	2.23	2.23	2.90	3.94	9.60	11.71
2.0		2.0	2.0	3.5	1.96	1.96	1.96	3.14	3.70	9.03	11.01	2.0	2.0	2.0	3.5	2.13	2.13	2.13	3.40	4.01	9.79	11.94
2.0		2.0	2.0	5.0	1.75	1.75	1.75	4.64	4.06	9.90	12.08	2.0	2.0	2.0	5.0	1.85	1.85	1.85	4.90	4.28	10.45	12.75
2.0		2.0	2.6	2.6	1.90	1.90	2.47	2.47	3.58	8.74	10.66	2.0	2.0	2.6	2.6	2.10	2.10	2.73	2.73	3.96	9.66	11.79
2.0		2.0	2.6	3.5	1.96	1.96	2.55	3.13	3.93	9.60	11.71	2.0	2.0	2.6	3.5	2.10	2.10	2.73	3.36	4.22	10.30	12.57
2.0		2.0	3.5	3.5	1.90	1.90	3.05	3.05	4.06	9.90	12.08	2.0	2.0	3.5	3.5	2.03	2.03	3.25	3.25	4.33	10.56	12.88
2.0		2.6	2.6	2.6	1.90	2.47	2.47	2.47	3.82	9.31	11.36	2.0	2.6	2.6	2.6	2.04	2.65	2.65	2.65	4.10	10.00	12.20
2.0		2.6	2.6	3.5	1.85	2.41	2.41	2.96	3.95	9.63	11.75	2.0	2.6	2.6	3.5	2.04	2.65	2.65	3.26	4.34	10.59	12.92
2.0		2.6	3.5	3.5	1.81	2.36	2.90	2.90	4.09	9.98	12.17	2.0	2.6	3.5	3.5	1.94	2.52	3.10	3.10	4.38	10.67	13.02
2.6		2.6	2.6	2.6	2.44	2.44	2.44	2.44	4.01	9.78	11.93	2.6	2.6	2.6	2.6	2.63	2.63	2.63	2.63	4.13	10.50	12.81
2.6		2.6	2.6	3.5	2.35	2.35	2.35	2.89	4.08	9.94	12.13	2.6	2.6	2.6	3.5	2.51	2.51	2.51	3.09	4.39	10.62	12.96



COMBINATIONS

Capacities & allowable indoor mix for TSOMI09HVEM5 10.95kW Multi DC Inverter outdoor

Running mix	COOLING												HEATING													
	Unit Mix (kw)					Rated Capacity (kw) All units running together					Total Cooling Capacity (kW)		Unit Mix (kw)					Rated Capacity (kw) All units running together					Total Heating Capacity (kW)			
	Unit A	Unit B	Unit C	Unit D	Unit E	Unit A	Unit B	Unit C	Unit D	Unit E	Min. Data	Rated Data	Max. Data	Unit A	Unit B	Unit C	Unit D	Unit E	Unit A	Unit B	Unit C	Unit D	Unit E	Min. Data	Rated Data	Max. Data
Only one indoor unit is running	2.0	-	-	-	-	2.85	-	-	-	-	1.71	2.85	3.71	2.0	-	-	-	-	2.96	-	-	-	-	1.78	2.96	3.55
	2.6	-	-	-	-	3.16	-	-	-	-	1.90	3.16	3.79	2.6	-	-	-	-	3.28	-	-	-	-	1.97	3.28	3.94
	3.5	-	-	-	-	3.68	-	-	-	-	2.21	3.68	4.42	3.5	-	-	-	-	3.75	-	-	-	-	2.25	3.75	4.50
	5.0	-	-	-	-	5.05	-	-	-	-	3.03	5.05	5.81	5.0	-	-	-	-	5.22	-	-	-	-	3.13	5.22	6.00
	7.0	-	-	-	-	7.08	-	-	-	-	4.25	7.08	8.14	7.0	-	-	-	-	6.55	-	-	-	-	3.93	6.55	7.53
Dual Head	2.0	2.0	-	-	-	2.20	2.20	-	-	-	2.64	4.40	5.06	2.0	2.0	-	-	-	2.60	2.60	-	-	-	3.12	5.20	5.98
	2.0	2.6	-	-	-	2.42	2.64	-	-	-	3.04	5.06	5.82	2.0	2.6	-	-	-	2.30	3.22	-	-	-	3.31	5.52	6.35
	2.0	3.5	-	-	-	2.30	3.75	-	-	-	3.63	6.05	6.96	2.0	3.5	-	-	-	2.40	4.20	-	-	-	3.96	6.60	7.59
	2.0	5.0	-	-	-	2.20	5.50	-	-	-	3.85	7.70	8.86	2.0	5.0	-	-	-	2.40	5.30	-	-	-	3.85	7.70	8.86
	2.0	7.0	-	-	-	1.90	6.83	-	-	-	4.37	8.73	9.17	2.0	7.0	-	-	-	2.10	7.08	-	-	-	4.59	9.18	9.64
	2.6	2.6	-	-	-	2.86	2.86	-	-	-	3.43	5.72	6.58	2.6	2.6	-	-	-	3.12	3.12	-	-	-	3.74	6.24	7.18
	2.6	3.5	-	-	-	2.90	3.81	-	-	-	3.36	6.71	7.72	2.6	3.5	-	-	-	3.20	4.12	-	-	-	3.66	7.32	8.42
	2.6	5.0	-	-	-	2.90	5.08	-	-	-	3.99	7.98	9.18	2.6	5.0	-	-	-	3.05	5.31	-	-	-	4.18	8.36	9.61
	2.6	7.0	-	-	-	2.50	6.81	-	-	-	4.66	9.31	9.78	2.6	7.0	-	-	-	2.70	7.09	-	-	-	4.90	9.79	10.28
	3.5	3.5	-	-	-	3.64	3.64	-	-	-	3.64	7.28	8.37	3.5	3.5	-	-	-	4.20	4.20	-	-	-	4.20	8.40	9.66
	3.5	5.0	-	-	-	3.40	4.93	-	-	-	4.17	8.33	9.58	3.5	5.0	-	-	-	3.80	5.13	-	-	-	4.46	8.93	10.26
	3.5	7.0	-	-	-	3.40	6.79	-	-	-	5.09	10.19	10.69	3.5	7.0	-	-	-	7.12	3.70	-	-	-	5.41	10.82	11.36
	5.0	5.0	-	-	-	4.85	4.85	-	-	-	4.85	9.70	10.19	5.0	5.0	-	-	-	5.05	5.05	-	-	-	5.05	10.10	10.61
	5.0	7.0	-	-	-	4.20	6.24	-	-	-	5.22	10.44	10.96	5.0	7.0	-	-	-	4.90	6.50	-	-	-	5.70	11.40	11.97
	7.0	7.0	-	-	-	5.95	5.95	-	-	-	5.95	11.90	12.02	7.0	7.0	-	-	-	6.16	6.16	-	-	-	6.16	12.32	12.44
TRI Head	2.0	2.0	2.0	-	-	2.20	2.20	2.20	-	-	3.30	6.60	7.26	2.0	2.0	2.0	-	-	2.40	2.40	2.40	-	-	3.60	7.20	7.92
	2.0	2.0	2.6	-	-	2.20	2.20	2.86	-	-	3.63	7.26	7.99	2.0	2.0	2.6	-	-	2.40	2.40	3.12	-	-	3.96	7.92	8.71
	2.0	2.0	3.5	-	-	2.10	2.10	3.68	-	-	3.94	7.88	8.66	2.0	2.0	3.5	-	-	2.40	2.40	4.20	-	-	4.50	9.00	9.90
	2.0	2.0	5.0	-	-	2.10	2.10	5.25	-	-	4.73	9.45	9.92	2.0	2.0	5.0	-	-	2.20	2.20	5.50	-	-	4.95	9.90	10.40
	2.0	2.0	7.0	-	-	1.90	1.90	5.55	-	-	4.68	9.35	9.82	2.0	2.0	7.0	-	-	2.15	2.15	6.37	-	-	5.34	10.67	11.20
	2.0	2.6	2.6	-	-	2.20	2.86	2.86	-	-	3.96	7.92	8.71	2.0	2.6	2.6	-	-	2.40	3.12	3.12	-	-	4.32	8.64	9.50
	2.0	2.6	3.5	-	-	2.10	2.70	3.71	-	-	4.25	8.51	9.36	2.0	2.6	3.5	-	-	2.40	3.10	4.22	-	-	4.86	9.72	10.69
	2.0	2.6	5.0	-	-	2.10	2.65	4.66	-	-	4.70	9.41	9.88	2.0	2.6	5.0	-	-	2.30	2.76	5.50	-	-	5.28	10.56	11.09
	2.0	2.6	7.0	-	-	1.80	2.40	5.66	-	-	4.93	9.86	10.35	2.0	2.6	7.0	-	-	2.10	2.70	6.45	-	-	5.63	11.25	11.81
	2.0	3.5	3.5	-	-	2.08	3.55	3.55	-	-	4.59	9.18	9.64	2.0	3.5	3.5	-	-	2.40	3.90	4.05	-	-	5.18	10.35	10.87
	2.0	3.5	5.0	-	-	2.10	3.60	4.59	-	-	5.15	10.29	10.80	2.0	3.5	5.0	-	-	2.20	3.70	5.13	-	-	5.51	11.03	11.58
	2.0	3.5	7.0	-	-	1.80	3.20	5.63	-	-	5.31	10.63	11.16	2.0	3.5	7.0	-	-	2.10	3.60	6.43	-	-	6.06	12.13	12.73
	2.0	5.0	5.0	-	-	1.80	4.50	4.50	-	-	5.40	10.80	11.34	2.0	5.0	5.0	-	-	2.10	5.07	5.07	-	-	6.12	12.24	12.85
	2.0	5.0	7.0	-	-	1.80	4.10	5.30	-	-	5.60	11.20	11.42	2.0	5.0	7.0	-	-	1.90	4.40	6.30	-	-	6.30	12.60	12.85
	2.6	2.6	2.6	-	-	2.86	2.86	2.86	-	-	4.29	8.58	9.44	2.6	2.6	2.6	-	-	3.12	3.12	3.12	-	-	4.68	9.36	10.30
	2.6	2.6	3.5	-	-	2.76	2.76	3.62	-	-	4.57	9.14	10.05	2.6	2.6	3.5	-	-	2.80	2.80	3.97	-	-	4.79	9.57	10.53
	2.6	2.6	5.0	-	-	2.40	2.40	4.38	-	-	4.59	9.18	10.10	2.6	2.6	5.0	-	-	2.65	2.65	5.41	-	-	5.36	10.71	11.78
	2.6	2.6	7.0	-	-	2.40	2.40	5.45	-	-	5.12	10.25	10.76	2.6	2.6	7.0	-	-	2.76	2.76	6.31	-	-	5.92	11.83	12.43
	2.6	3.5	3.5	-	-	2.63	3.63	3.63	-	-	4.94	9.89	10.88	2.6	3.5	3.5	-	-	2.90	3.83	3.83	-	-	5.28	10.56	11.62
	2.6	3.5	5.0	-	-	2.40	3.30	4.62	-	-	5.16	10.32	10.84	2.6	3.5	5.0	-	-	2.70	3.70	5.26	-	-	5.83	11.66	12.24
	2.6	3.5	7.0	-	-	2.30	3.05	5.13	-	-	5.24	10.48	11.00	2.6	3.5	7.0	-	-	2.50	3.45	6.50	-	-	6.22	12.45	13.07
	2.6	5.0	5.0	-	-	2.31	4.20	4.20	-	-	5.36	10.71	11.25	2.6	5.0	5.0	-	-	2.40	4.91	4.91	-	-	6.11	12.22	12.83
	3.5	3.5	3.5	-	-	3.36	3.36	3.36	-	-	5.04	10.08	10.58	3.5	3.5	3.5	-	-	3.85	3.85	3.85	-	-	5.78	11.55	12.13
	3.5	3.5	5.0	-	-	3.20	3.20	4.04	-	-	5.22	10.44	10.96	3.5	3.5	5.0	-	-	3.40	3.40	4.84	-	-	5.82	11.64	12.22
	3.5	3.5	7.0	-	-	3.60	3.20	4.12	-	-	5.46	10.92	12.01	3.5	3.5	7.0	-	-	3.35	3.35	5.90	-	-	6.30	12.60	13.86
	3.5	5.0	5.0	-	-	2.90	3.95	3.95	-	-	5.40	10.80	11.34	3.5	5.0	5.0	-	-	3.15	4.50	4.50	-	-	6.08	12.15	12.76



TECO Headquarters, Taipei

From our home

To your home

TECO is here for you.



TECO

The Comfortable Choice

The strength of a global brand. Comfort you can rely on.



TAC-MSB-TE-08.18
E&OE



1300 660 037

sales@teco.com.au | www.teco.com.au

TECO AUSTRALIA PTY. LTD.
www.teco.com.au

Sydney
335-337 Woodpark Road,
Smithfield, NSW 2164
Tel: +61 2 9765 8118
Fax: +61 2 9765 8185

Melbourne
16 Longstaff Road,
Baywater VIC 3153
Tel: +61 3 9720 4411
Fax: +61 3 9720 5355

Brisbane
50 Murdoch Circuit,
Acacia Ridge QLD 4110
Tel: +61 7 3373 9600
Fax: +61 7 3373 9699

Perth
18 Hazelhurst Street,
Kewdale WA 6105
Tel: +61 8 9479 4879
Fax: +61 8 9478 3876

New Zealand
3/477 Great South Rd,
Penrose Auckland 1061
Tel: +64 9 526 8480
Fax: +64 9 526 8484

